

## Special remarks

<b>Panel sizes</b> Maximum useable finished panel sizes, after all four panel edges have been trimmed off.	<b>Vintago, Vintago-Reflex, Avera:</b> Only available in 8 mm thickness.	<b>Gravial:</b> Only available in 12 mm thickness.	<b>Nobilis, Terra:</b> These 12 mm panels are only available in size 2510 × 1250 mm.
Maximum useable finished panel sizes, after all four panel edges have been trimmed off.	Because 930 mm and 1250 mm panels are produced from different production batches, we advise to not intermix the panels on the same facade as slight color discrepancies may exist.		
<b>Panel sizes</b> Maximum useable finished panel sizes, after all four panel edges have been trimmed off.	<b>Vintago, Vintago-Reflex, Avera:</b> Only available in 8 mm thickness.	<b>Gravial:</b> Only available in 12 mm thickness.	<b>Nobilis, Terra:</b> These 12 mm panels are only available in size 2510 × 1250 mm.

## General information

The various finishes and colours allow the unique character of the Swisspearl panels to be expressed in an almost endless diversity. The carefully chosen colours, emphasize the unmistakable aesthetics of the material.




- CARAT** Unique natural look and timeless beauty. The translucent lightly pigmented finish adds a distinguished expression.
- GRAVIAL** Unique interplay of light and shadow. The linear, geometrical grooved surface offers countless options for making a special statement.
- VINTAGO** Naturally authentic, rough and unique. The sanded surface highlights the purity of the fibre cement panel.
- VINTAGO-REFLEX** Rough, lively with a shiny look. Vintago-Reflex has a sanded surface combined with a reflective surface giving a slightly rough, yet lively, shiny look.
- AVERA** Authentic and vibrant appearance. The transparent coating lets the original natural look of the fibre cement shine through.
- REFLEX** Shiny look with metallic character. The reflective surface coating gives the panels a sophisticated look.
- NOBILIS** Authentic fibre cement look. The translucent lightly pigmented surface highlights the fibre cement texture in its natural beauty and elegance.
- TERRA** Earthy and warm atmosphere. The finely coordinated colours are a reminiscent of earth tones and gives the building envelope an earthy, natural look.
- PLANEA** Fresh and colourful creativity. The matte and smooth finish emphasizes the clear, bright and strong colours for an overall intense appearance.
- ZENOR** Zenor has an opaque coating and creates a simple elegance, due to its homogeneous surface.
- PATINA ORIGINAL** Lightly sanded, it stylishly showcases the character of the material. Their structure allows the fibre and the strong character properties of the raw materials work.
- PATINA ROUGH** The rough and sandblasted surface creates a varied appearance with many facets.
- PATINA INLINE** Light and shadow in the rhythm of time. Linear milled indentations create a dynamic appearance that changes depending on the time of day and viewing angle.

For detailed specifications please refer to our DIM (Design and Installation Manual) or contact our Technical Advisors.

# Swisspearl Facade Delivery Program




# Natural range colours and sizes

		CARAT	GRAVIAL	VINTAGO	VINTAGO - REFLEX	AVERA	REFLEX	NOBILIS	TERRA	PLANEA	ZENOR
		Anthracite 7021 Anthracite 7020 Anthracite 7025 Anthracite 7024 Azurite 7041 Azurite 7040 Jade 7050 Granite 7060 Granite 7061 Crystal 7010 Ivory 7090 Ivory 7091 Ivory 7099 Limestone 7082 Limestone 7080 Sandstone 7000 Sandstone 7002 Sandstone 7001 Amber 7073 Amber 7070 Amber 7071 Coral 7032 Coral 7030 Coral 7031	Granite 624 Anthracite 3020 Crystal 125 Ivory 3099 Ivory 3090 Amber 723	VI 061 VI 021 VI 040 VI 050 VI 100 VI 011 VI 091 VI 001 VI 071 VI 031	VIR 9000 VIR 9221 VIR 9292	AV 060 AV 020 AV 040 AV 050 AV 100 AV 010 AV 000 AV 070 AV 030	Granite 4161 Granite 4162 Anthracite 4021 Anthracite 4022 Jade 4051 Crystal 4112 Crystal 4111 Ivory 4091 Ivory 4092 Amber 4071 Amber 4072 Coral 4031	Amber 721 Amber 723 Granite 622 Anthracite 221 Azurite 421 Azurite 422 Jade 522 Jade 521 Granite 624 Crystal 123 Crystal 125 Crystal 122 Crystal 124	Amber 751 Amber 752 Amber 753 Amber 754 Amber 755 Amber 756	Midnight 231 Jungle 532 Cactus 531 Skylight 131 Igloo 932 Seashell 933 Snowflake 930 Sunrise 831 Sunset 832 Ruby 334 Crimson 333 Dragon 332 Coral 331	69055 67014 67159 41055 51101 67007 63077 65061 65126 15015 11115 11006 23057 35154 33106 35005
<b>Largo</b> 		<b>Max. useable, finished panel sizes</b> 2510 × 1250 mm 8 mm 3050 × 1250 mm 8 mm 2510 × 1250 mm 12 mm 3050 × 1250 mm 12 mm									
		2510 × 930 mm 8 mm 3050 × 930 mm 8 mm									
<b>Interior</b> 		<b>Max. useable, finished panel sizes</b> 2510 × 1250 mm 8 mm 3050 × 1250 mm 8 mm 2510 × 1250 mm 12 mm 3050 × 1250 mm 12 mm									

## Natural range:

Largo offers a great number of natural colors and surfaces. Most of the facade boards are through-colored featuring some individual colour schemes from colorful opaque to noble translucent and natural transparent coatings, respecting the mineral appearance of fibre cement. These facade boards overall visual impression is retained over time, independent of the environmental influences thus adding some stability in the architecture.

# Authentic range colours and sizes

		PATINA ORIGINAL	PATINA ROUGH	PATINA INLINE thickness: 9,5 / 8 mm
		P 020 P 050 P 070 P 626 P 222 P 545 P 565 P 313 P 333 P 323 P 343	P 020 P 050 P 070 P 222 P 545	P 020 P 050 P 070 P 222 P 545
		<b>Max. useable, finished panel sizes</b> 2500 × 1250 mm 8 mm 3050 × 1250 mm 8 mm		

## Authentic range:

Swisspearl Patina design line is a range of authentic, through-coloured facade boards with unique features. Each facade board is as individual as the nature itself. Each facade board comes with slight variations in structure and surface to accommodate the demands from architects and builders across the world, who are looking for a characteristic texture and a vibrant expression. These facade boards will patinate beautifully over time, adding an aesthetic look to the building design with some unique and subtle variations on the surface.

## High-Resistant coating:

All Carat colours available with HR-Coating or F-Coating. R-Coating is available for all colours except Ivory and Limestone colours.

The printed colours may differ from the original shade of the colour. To see the exact colour, and when matching up colours on adjacent parts of a building, one must use the original panel samples. The natural ingredients used in the fibre cement panels will to some extent determine the unique character of the material. The intensity and colour tone may vary slightly depending on the production batch.